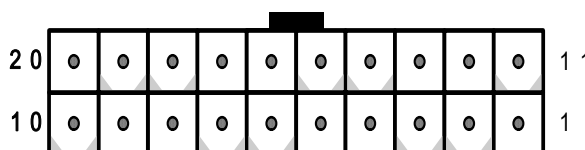


IP-7SA-RS-R40

7-Slot Backplane with 4 PCI and 2 ISA Bus User Manual Ver. 4.0

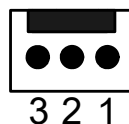
1. PW1: ATX Power Connector

Pin	Description	Pin	Description
1	+3.3Vdc	11	+3.3Vdc
2	+3.3Vdc	12	-12Vdc
3	GND	13	GND
4	+5Vdc	14	PS-ON
5	GND	15	GND
6	+5Vdc	16	GND
7	GND	17	GND
8	PWR-OK	18	-5Vdc
9	+5VSB	19	+5Vdc
10	+12Vdc	20	+5Vdc



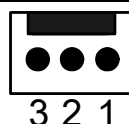
2. CN2: Backplane to Mainboard Connector

Pin	Description
1	GND
2	PSON#
3	5VSB



3. CN1: Fan Connector

Pin	Description
1	GND
2	+12V
3	NC

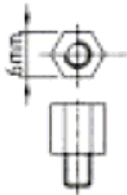


4. PCI routing table:

PCI ROUTING				
SIGNAL	PCI 1	PCI 2	PCI 3	PCI 4
REQ#	REQ0#	REQ1#	REQ2#	REQ3#
GNT#	GNT0#	GNT1#	GNT2#	GNT3#
CLOCK	CLK0	CLK1	CLK2	CLK3
IDSEL	AD19	AD20	AD21	AD22
INTA#	A	D	C	B
INTB#	B	A	D	C
INTC#	C	B	A	D
INTD#	D	C	B	A

5. Notice:

- a. Recommend to use 6mm width spacer to install



- b. Torsion must less than 6lb-inch

6. Dimension:

